

## Light duty shelving type L - shelf load 100 kg galvanised

Storage made easy!

- Load per level: 100 kg
- Bay load capacity: 1300 kg - 1600 kg
- Fast and easy assembly without bolts
- Extensions possible at any time
- Shelf levels adjustable in 25 mm increments
- Shelf perforations on long sides to slot in dividers
- Frames, beams and shelves are galvanised



SHELVING



Length of starter bay  
1058 mm  
1358 mm



Extension bay length  
1008 mm  
1308 mm

**TOP SELLER**

FKA251GAK1

### Shelving with 1 starter bay and 1 extension bay

supplied with 4 shelves each  
H x L x D: 2000 x 2066 x 524 mm  
Uprights epoxy-coated in RAL 5010 Gentian blue  
Ref. no. FKA251GAK1

### Extension bay

with 4 shelves  
H x L x D: 2000 x 1008 x 524 mm  
Uprights epoxy-coated in RAL 5010 Gentian blue  
Ref. no. FKA251AK1

Shelving height <i>mm</i>	Bay load capacity <i>kg</i>	Number of shelves	Shelving depth <i>mm</i>	Useful depth <i>mm</i>	Shelf length 1000 mm		Shelf length 1300 mm	
					Starter bay Ref. no.	Extension bay Ref. no.	Starter bay Ref. no.	Extension bay Ref. no.
2000	1300	5	324	300	FLT2031G	FLT2031A	FLT20313G	FLT20313A
			424	400	FLT2041G	FLT2041A	FLT20413G	FLT20413A
			524	500	FLT2051G	FLT2051A	FLT20513G	FLT20513A
			624	600	FLT2061G	FLT2061A	FLT20613G	FLT20613A
2500	1430	6	324	300	FLT2531G	FLT2531A	FLT25313G	FLT25313A
			424	400	FLT2541G	FLT2541A	FLT25413G	FLT25413A
			524	500	FLT2551G	FLT2551A	FLT25513G	FLT25513A
			624	600	FLT2561G	FLT2561A	FLT25613G	FLT25613A
3000	1600	7	324	300	FLT3031G	FLT3031A	FLT30313G	FLT30313A
			424	400	FLT3041G	FLT3041A	FLT30413G	FLT30413A
			524	500	FLT3051G	FLT3051A	FLT30513G	FLT30513A
			624	600	FLT3061G	FLT3061A	FLT30613G	FLT30613A

## Accessories



**A** Additional shelves

Pos.	Description	For a useful depth of <i>mm</i>	Shelf length 1000 mm	Shelf length 1300 mm
			Ref. no.	Ref. no.
<b>A</b>	Additional shelves load capacity 100 kg, with shelf perforations on a 50 mm pitch to slot in dividers, shelf height 40 mm, supplied with 4 shelf clips	300	FB31.4	FB313.4
		400	FB41.4	FB413.4
		500	FB51.4	FB513.4
		600	FB61.4	FB613.4

## Medium duty shelving type M - shelf load 200 kg galvanised

Our multi-functional range

- Load per level: 200 kg
- Bay load capacity: 1300 - 1600 kg
- Fast and easy assembly without bolts
- Extensions possible at any time
- Shelf levels adjustable in 25 mm increments
- Shelf perforations on long sides to slot in dividers
- Frames, beams and shelves are galvanised

**TOP SELLER**

FKA2052GAK1



Length of starter bay	Extension bay length
1058 mm	1008 mm
1358 mm	1308 mm

### Shelving with 1 starter bay and 2 extension bays

supplied with 4 shelves each  
 H x L x D: 2000 x 3074 x 524 mm  
 Uprights epoxy-coated in RAL 5010 Gentian blue  
 Ref. no. FKA2052GAK1

### Extension bay

with 4 shelves  
 H x L x D: 2000 x 1008 x 524 mm  
 Uprights epoxy-coated in RAL 5010 Gentian blue  
 Ref. no. FKA2052AK1

Shelving height <i>mm</i>	Bay load capacity <i>kg</i>	Number of shelves	Shelving depth <i>mm</i>	Useful depth <i>mm</i>	Shelf length 1000 mm		Shelf length 1300 mm	
					Starter bay Ref. no.	Extension bay Ref. no.	Starter bay Ref. no.	Extension bay Ref. no.
2000	1300	5	324	300	FMT2032G	FMT2032A	FMT20323G	FMT20323A
			424	400	FMT2042G	FMT2042A	FMT20423G	FMT20423A
			524	500	FMT2052G	FMT2052A	FMT20523G	FMT20523A
			624	600	FMT2062G	FMT2062A	FMT20623G	FMT20623A
			824	800	FMT2082G	FMT2082A	FMT20823G	FMT20823A
2500	1430	6	324	300	FMT2532G	FMT2532A	FMT25323G	FMT25323A
			424	400	FMT2542G	FMT2542A	FMT25423G	FMT25423A
			524	500	FMT2552G	FMT2552A	FMT25523G	FMT25523A
			624	600	FMT2562G	FMT2562A	FMT25623G	FMT25623A
			824	800	FMT2582G	FMT2582A	FMT25823G	FMT25823A
3000	1600	7	324	300	FMT3032G	FMT3032A	FMT30323G	FMT30323A
			424	400	FMT3042G	FMT3042A	FMT30423G	FMT30423A
			524	500	FMT3052G	FMT3052A	FMT30523G	FMT30523A
			624	600	FMT3062G	FMT3062A	FMT30623G	FMT30623A
			824	800	FMT3082G	FMT3082A	FMT30823G	FMT30823A

## Accessories



**A** Additional shelves

Pos.	Description	For a useful depth of <i>mm</i>	Shelf length 1000 mm	Shelf length 1300 mm
			Ref. no.	Ref. no.
<b>A</b>	Additional shelves load capacity 200 kg, with shelf perforations on a 50 mm pitch to slot in dividers, shelf height 40 mm, supplied with 4 shelf clips	300	FB32.4	FB323.4
		400	FB42.4	FB423.4
		500	FB52.4	FB523.4
		600	FB62.4	FB623.4
		800	FB82.4	FB823.4




## Heavy duty shelving type S - shelf load 300 kg galvanised

Our heavy-duty option

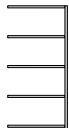
- Load per level: 300 kg
- Bay load capacity: 1300 - 1600 kg
- Fast and easy assembly without bolts
- Shelf levels adjustable in 25 mm increments
- Shelf perforations on long sides to slot in dividers
- Extensions possible at any time
- Frames, beams and shelves are galvanised



SHELVING



Length of starter bay  
1058 mm



Extension bay length  
1008 mm

**TOP SELLER**

10-28415

### Shelving with 1 starter bay and 1 extension bay

supplied with 5 shelves each  
H x L x D: 2000 x 2066 x 524 mm  
Uprights epoxy-coated in RAL 5010 Gentian blue  
Ref. no. 10-28415

### Extension bay

with 5 shelves  
H x L x D: 2000 x 1008 x 524 mm  
Uprights epoxy-coated in RAL 5010 Gentian blue  
Ref. no. 10-28416

Shelving height <i>mm</i>	Bay load capacity <i>kg</i>	Number of shelves	Shelving depth <i>mm</i>	Useful depth <i>mm</i>	Shelf length 1000 mm	
					Starter bay Ref. no.	Extension bay Ref. no.
2000	1300	5	424	400	FST2043G	FST2043A
			524	500	FST2053G	FST2053A
			624	600	FST2063G	FST2063A
2500	1430	6	424	400	FST2543G	FST2543A
			524	500	FST2553G	FST2553A
			624	600	FST2563G	FST2563A
3000	1600	7	424	400	FST3043G	FST3043A
			524	500	FST3053G	FST3053A
			624	600	FST3063G	FST3063A

## Accessories



**A** Additional shelves

Pos.	Description	For a shelf length of <i>mm</i>	For a useful depth of <i>mm</i>	Ref. no.
<b>A</b>	Additional shelves load capacity 300 kg, with shelf perforations on a 50 mm pitch to slot in dividers, shelf height 40 mm, supplied with 4 shelf clips	1000	400	FB43.4
		1000	500	FB53.4
		1000	600	FB63.4

## Accessories for boltless shelving

### Your options are virtually unlimited!

With ease of assembly, superior workmanship and a broad range of accessories, BITO shelving gets top marks from our customers. Added benefits such as anytime extension, reconfiguration and retro-fitting make BITO boltless shelving a real winner!



SHELVING

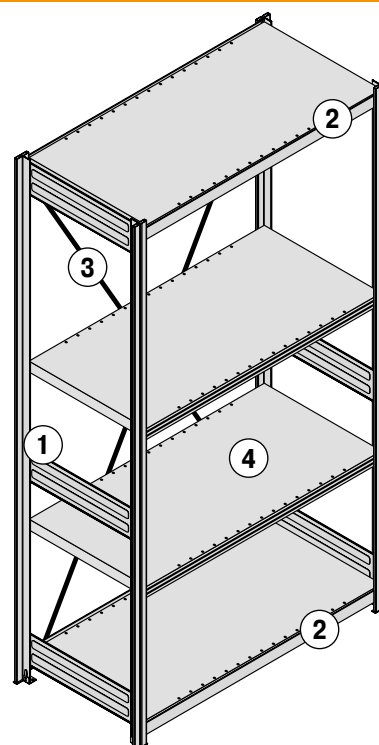


### Shelving components

- ① Frames
- ② Stiffening beam
- ③ Cross bracing
- ④ Shelves (with shelf clips)

#### Shelving rows:

- a with stiffening beams = 1 cross bracing set for every fifth bay, maximum bay load capacity 1600 kg
- b without stiffening beams = 1 cross bracing set for every second bay, maximum bay load capacity 800 kg



## Frames complete with side cladding for boltless shelving

- Hook-in mounting
- Galvanised

### Frames with connector plates

- Supplied with 2 uprights, 3 to 5 upright connectors, 2 base plates
- Supplied unassembled
- All components galvanised, epoxy coating in RAL colours on request

Height	1850 mm	2000 mm	2200 mm	2500 mm	3000 mm
Shelving depth	Ref. no.	Ref. no.	Ref. no.	Ref. no.	Ref. no.
<i>mm</i>					
324	SNS1830	SNS2030	SNS2230	SNS2530	SNS3030
424	SNS1840	SNS2040	SNS2240	SNS2540	SNS3040
524	SNS1850	SNS2050	SNS2250	SNS2550	SNS3050
624	SNS1860	SNS2060	SNS2260	SNS2560	SNS3060
824	SNS1880	SNS2080	SNS2280	SNS2580	SNS3080

### Side cladding, consisting of solid sheet segments

- Consisting of 2 to 3 segments depending on frame height, supplied with fixing clips
- Supplement per frame. **Please add this item at time of order!**

Height	2000 mm	2200 mm	2500 mm	3000 mm
Shelving depth	Ref. no.	Ref. no.	Ref. no.	Ref. no.
<i>mm</i>				
324	GVS203	GVS223	GVS253	GVS303
424	GVS204	GVS224	GVS254	GVS304
524	GVS205	GVS225	GVS255	GVS305
624	GVS206	GVS226	GVS256	GVS306
824	GVS208	GVS228	GVS258	GVS308

### Side cladding, consisting of perforated sheet segments

- Consisting of 2 to 3 segments depending on frame height, with Euro-slots, supplied with fixing clips
- Supplement per frame. **Please add this item at time of order!**

Height	2000 mm	2200 mm	2500 mm	3000 mm
Shelving depth	Ref. no.	Ref. no.	Ref. no.	Ref. no.
<i>mm</i>				
324	GLS203	GLS223	GLS253	GLS303
424	GLS204	GLS224	GLS254	GLS304
524	GLS205	GLS225	GLS255	GLS305
624	GLS206	GLS226	GLS256	GLS306
824	GLS208	GLS228	GLS258	GLS308

### Side cladding, consisting of wire-mesh segments

- One-piece segment, mesh width 50 x 50 mm, incl. fixing clips
- Supplement per frame. **Please add this item at time of order!**

Height	2000 mm	2200 mm	2500 mm	3000 mm
Shelving depth	Ref. no.	Ref. no.	Ref. no.	Ref. no.
<i>mm</i>				
324	GSW203	GSW223	GSW253	GSW303
424	GSW204	GSW224	GSW254	GSW304
524	GSW205	GSW225	GSW255	GSW305
624	GSW206	GSW226	GSW256	GSW306
824	GSW208	GSW228	GSW258	GSW308



SHELVING



### Shelves



#### Load capacity 50 kg, with integral retaining lip

- Shelf height 25 mm
- Supplied with 4 shelf clips

For a shelf length of			750 mm	1000 mm
Colour	Load capacity	For a useful depth of	Ref. no.	Ref. no.
	<i>kg</i>	<i>mm</i>		
galvanised	50	300	SB375.4	SB131.4
		400		SB141.4
		500		SB151.4
		600		SB161.4



#### Load capacity 100 kg, with shelf perforations on a 50 mm pitch to slot in dividers

- Shelf height 40 mm
- Supplied with 4 shelf clips

For a shelf length of			1000 mm	1300 mm
Colour	Load capacity	For a useful depth of	Ref. no.	Ref. no.
	<i>kg</i>	<i>mm</i>		
galvanised	100	300	FB31.4	FB313.4
		400	FB41.4	FB413.4
		500	FB51.4	FB513.4
		600	FB61.4	FB613.4



#### Load capacity 200 kg, with shelf perforations on a 50 mm pitch to slot in dividers

- Shelf height 40 mm
- Supplied with 4 shelf clips

For a shelf length of			750 mm	1000 mm	1300 mm
Colour	Load capacity	For a useful depth of	Ref. no.	Ref. no.	Ref. no.
	<i>kg</i>	<i>mm</i>			
galvanised	200	300	FB3752.4	FB32.4	FB323.4
		400	FB4752.4	FB42.4	FB423.4
		500	FB5752.4	FB52.4	FB523.4
		600	FB6752.4	FB62.4	FB623.4
		800	FB8752.4	FB82.4	FB823.4



#### Load capacity 300 kg, with shelf perforations on a 50 mm pitch to slot in dividers

- Shelf height 40 mm
- Supplied with 4 shelf clips

Colour	Load capacity	For a useful depth of	For a shelf length of	Ref. no.
	<i>kg</i>	<i>mm</i>	<i>mm</i>	
galvanised	300	400	1000	FB43.4
		500	1000	FB53.4
		600	1000	FB63.4

## Ultra-flat shelves

- Shelf height 20 mm
- Compatible with BITO standard boltless shelving of all types
- Supplied with 4 shelf clips

Colour	Load capacity <i>kg</i>	For a useful depth of <i>mm</i>	For a shelf length of <i>mm</i>	Ref. no.
galvanised	150	600	1000	53-33585
	100	300	1000	53-33582
		400	1000	53-33583



## Shelf clips

- 4 shelf clips required per shelf

Description	Pack qty	Ref. no.
Shelf clips	4	SFT4



## Stiffening beams

- Hooked into the slotting pattern of the uprights, safety pins provide protection against unintentional lifting
- Incl. safety pins
- All components galvanised, epoxy coating in RAL colours on request

For a shelf length of <i>mm</i>	Height <i>mm</i>	Ref. no.
750	40	SLT075
1000	40	SLT1
1300	40	SLT1300
1000, for ultra flat shelves	20	53-33599



## Cross bracing

- Consisting of 2 struts and 2 tension jacks
- Shelving runs with stiffening beams require 1 cross bracing kit for every 5 bays, shelving runs without stiffening beams require 1 cross bracing kit for every 2 bays
- Galvanised

For a shelf length of <i>mm</i>	Ref. no.
1000, 1300	SDV
750	SDV75



## Support bars

- For lengthwise shelf support, reduces deflection to a minimum
- Suitable for shelves with a height of 40 mm

For a shelf length of <i>mm</i>	Ref. no.
1000	LU1000
1300	LU1300



### Safety equipment



#### Wall fixing



- Used to fix shelving units to the wall, height adjustment possible without increments, spacing up to 200 mm
- Delivery includes fixing material

Version	Ref. no.
galvanised	SWB200




#### Anchor bolts

- Required for shelving rigidity, if the height to depth ratio is  $> 5 : 1$
- No wall plugs required!

Material	Pack qty	Ref. no.
steel	10	DÜ6.10

### Epoxy coating



- Epoxy-coated uprights are available at a small extra charge.
- Supplement per frame. **Please add this item at time of order!**

Shelving height	Ref. no.
<i>mm</i>	
1850, 2000, 2200	K18-22
2500, 3000	K25-30

## Shelf dividers

- Stand-alone
- Simply slot into shelf perforations

### Wire-mesh dividers, for steel shelves

- Grid infill 75 x 50 mm
- Epoxy-coated in light grey, RAL 7035

	Height 150 mm	Height 250 mm
For a useful depth of <i>mm</i>	Ref. no.	Ref. no.
400	FTG415	FTG425
500	FTG515	FTG525
600	FTG615	FTG625



### Solid sheet dividers, for steel shelves

- Galvanised

	Height 100 mm	Height 200 mm	Height 300 mm
For a useful depth of <i>mm</i>	Ref. no.	Ref. no.	Ref. no.
300	FTB31M	FTB32M	FTB33M
400	FTB41M	FTB42M	FTB43M
500	FTB51M	FTB52M	FTB53M
600	FTB61M	FTB62M	FTB63M
800	FTB81M	FTB82M	FTB83M



### Wire dividers, for steel shelves, Pack qty = 10 pcs

- Useful for storing postal tubes, paper rolls, flat cartons, etc.
- Galvanised

	Height 100 mm	Height 200 mm	Height 300 mm	Height 400 mm
For a useful depth of <i>mm</i>	Ref. no.	Ref. no.	Ref. no.	Ref. no.
300	SFTB31	SFTB32	SFTB33	SFTB34
400	SFTB41	SFTB42	SFTB43	SFTB44
500	SFTB51	SFTB52	SFTB53	SFTB54
600	SFTB61	SFTB62	SFTB63	SFTB64
800	SFTB81	SFTB82	SFTB83	SFTB84



## Shelf dividers

### Shelf dividers

- Stand-alone
- Can be positioned anywhere along the shelf length
- Suited for boltless shelving type L, M and S

	Height 150 mm	Height 250 mm
For a useful depth of <i>mm</i>	Ref. no.	Ref. no.
300	10-29231	10-29232
400	10-29233	10-29234
500	10-29235	10-29236
600	10-29237	10-29238





**Beams**



SHELVING



**Universal beams**

- Special profile bending to allow drop-on fitting of chipboard and wire shelves
- Incl. safety pins
- Galvanised

For a shelf length of <i>mm</i>	Ref. no.
1000	SUT1
1300	SUT1300



**Tyre beams**

- Space-saving storage of tyres and rims
- Incl. safety pins
- Galvanised

For a shelf length of <i>mm</i>	Useful length <i>mm</i>	Load cap. per pair of beams <i>kg</i>	Pack qty	Ref. no.
1000	958	250	pair	STR10.2
1300	1258	150	pair	STR13.2
1500	1458	150	pair	STR15.2



**Bin shelves for loose goods**



**Bin shelves for loose goods**

- Back and side panels 200 mm high, front panel 100 mm high
- Can also be combined with solid sheet dividers (height 200 mm)
- Galvanised

	For a shelf length of 1000 mm	For a shelf length of 1300 mm
<b>Shelving depth</b>	<b>Ref. no.</b>	<b>Ref. no.</b>
<i>mm</i>		
324	SSE3	ESSE3
424	SSE4	ESSE4
524	SSE5	ESSE5
624	SSE6	ESSE6
824	SSE8	ESSE8



**Bin shelf front panels**

- The front panel closes the bin shelf at the picking face and, together with the side and back panels, forms a tray for storing loose goods
- Galvanised

	For a shelf length of 1000 mm	For a shelf length of 1300 mm
<b>Height</b>	<b>Ref. no.</b>	<b>Ref. no.</b>
<i>mm</i>		
100	SSL100	ESSL100
200	SSL200	ESSL200

## Further accessories

### Garment hanging kits

- Includes 2 side supports, 4 shelf clips and a chromed hanging rail (oval 30/15 mm)
- Galvanised

Shelving depth <i>mm</i>	For a shelf length of 1000 mm	For a shelf length of 1300 mm
	Ref. no.	Ref. no.
324	SKS3	ESKS3
424	SKS4	ESKS4
524	SKS5	ESKS5
624	SKS6	ESKS6
824	SKS8	ESKS8

### Shims, galvanised

- For compensating floor unevenness

Version	Material thickness <i>mm</i>	Pack qty	Ref. no.
galvanised	1	20	SFU1.20
	3	20	SFU3.20

### Upright caps

- Prevent injuries in the case of low-built uprights and enhance appearance
- 1 pair required per frame

Material	Colour	Pack qty	Ref. no.
PP	black	pair	SAK2

### Shelving connectors for back-to-back shelving, galvanised

- Connect adjoining uprights of back-to-back shelving

Version	Ref. no.
galvanised	SRV1N

### Foot plinths, galvanised

- To be clipped into stiffening beam to cover the distance between bottom shelf and floor.  
(Please note: the foot plinth can only be used in combination with a stiffening beam.)

Height <i>mm</i>	For a shelf length of <i>mm</i>	Ref. no.
75	1000	SS075
	1300	ESS013

### Shelf ledges, galvanised

- To be inserted between shelf and shelf clips

Height <i>mm</i>	For a shelf length of <i>mm</i>	Ref. no.
30	1000	SAL
	1300	ESAL



SHELVING